

3000 SERIES - Steel Back-Insulated Garage Door



R-3000 Raised Panel



RL-3000 Long Raised Panel



CH-3000 Recessed Carriage Panel - Short



CHL-3000 Recessed Carriage Panel - Long



DOOR DETAILS

- Woodgrain embossed, hot-dipped galvanized steel is pre-finished exterior and interior then coated with baked-on polyester primer and acrylic finish.
- Recessed carriage house panel design.
- Polystyrene insulation bonded to 26-gauge steel skin providing thermal protection to the edge of each section.
- Uniquely designed tongue & groove section joints create weather-resistant seal against rain, snow and wind.
- Durable PVC seals provide a continuous thermal break on all section joints, reducing thermal transmissions.
- 18-gauge hot-dipped galvanized stiles are carried the full height of the sections providing superior strength & durability compared with commonly used hinge pads.
- Hinges are 14-gauge, hot-dipped galvanized steel for lasting durability.
- Heavy-duty "U" shaped bottom weather seal helps protect against elements.
- Section thickness available in 1 3/8", 2" and 3". R-values range from 6.6 to 15.1.



WINDOW OPTIONS

Short Raised Panel & Short Carriage House



Cascade



Cathedral



Colonial



Plain



Sunburst



Savanna



Sherwood

Long Raised Panel or any Carriage House




Heritage




Plain Long Panel



Stockbridge




Stockton



Wyndbridge

COLOR OPTIONS*



White



Sandstone



Brown



Earhtone



Almond



Beige

UPGRADE



Sepia

UPGRADE



Green

UPGRADE



Golden Oak

UPGRADE



Medium Oak

UPGRADE



Walnut

UPGRADE

FEATURES

- Polystyrene insulation reduces heat loss and features a laminated High Impact Thermal Styrene (HITS) backer. (AR-25)
- Wind Load Certification - in accordance with ASTM-E330 & ANSI/DASMA 108-2002.
- Keyed or Slide Lock Set
- 10 Ball Nylon Rollers

Warranty Information: Lifetime Rust-through, 1 year Workmanship, 10 year Delamination, 7 year Hardware and 3 year Springs